

# DECORE-ATIVE SPECIALTIES®

Custom Cabinet Components since 1965



# TABLE OF CONTENTS

<b>Company Introduction .....</b>	<b>1</b>
<b>Green Program .....</b>	<b>2-3</b>
<b>Door &amp; Cabinetry Information .....</b>	<b>4</b>
<b>Door Collections .....</b>	<b>5-29</b>



- Custom Design Series ..... 6-9
- Applied Molding ..... 10-12
- Rope Molding ..... 13
- Miter Joint ..... 14-21
- Butt Joint ..... 22-27
- Solid Panel ..... 28
- Veneer ..... 29

<b>Specialty Items .....</b>	<b>30-32</b>
------------------------------	--------------



- Specialty French Lites & True Louvers ..... 30
- Radius Doors & Additional Drawer Fronts ..... 31
- Aluminum Frame & Glass Inserts ..... 32

<b>Drawer Boxes .....</b>	<b>33-36</b>
---------------------------	--------------



- Doweled ..... 34
- Dovetail ..... 34-35
- Drawer Box Options ..... 36

<b>Moldings and Accessories .....</b>	<b>37-42</b>
---------------------------------------	--------------



- Moldings ..... 38-39
- Bottle Racks, Knick Knacks, & Valances ..... 39
- Corbels, Rosettes, Capital Leaf, Onlays, & Feet ..... 40
- Posts ..... 41
- Hardware ..... 42

<b>Water-Based Finish Collections .....</b>	<b>43-47</b>
---	--------------



- Benefits ..... 44
- Natural Collection ..... 45
- Original Collection ..... 45
- Choice Collection ..... 46
- Elite Collection ..... 47
- Premium Collection ..... 47

<b>Index .....</b>	<b>48</b>
--------------------	-----------

**Cover Page - Kitchen Image:** Shaker 3/4" (831) in European Steamed Beech, Special Rail and Special French Lite Placement. **Product Images** (Left to Right): Bellingham 3/4" (588) - page 11; Cascade 3/4" (858) - page 11; Crofton 3/4" (349) - page 13; Heritage 3/4" (805) with 3-1/2" Frame - page 7. **Current Page - Product Images** (Top to Bottom): Delaware 7/8" (538) - page 15; Specialty Gothic French Lite - page 30; Dovetail Drawer Box (613) in Bamboo - page 35; Corbel Leaf D (8005) - page 40; Water-Based Finish Cayenne / Iron - page 46.

## A LETTER FROM OUR PRESIDENT

In 1965, Decore-ative Specialties was founded by our father, Jack Lansford, Sr., with a focus on customer needs and a desire to achieve the highest possible quality and service in the industry. With that same passion we push forward today, listening to our valued customers and adjusting our business practices to provide solutions in an ever-changing industry.

Part of the change we've seen has been an increased commitment to take care of our environment, today and for future generations. We have also seen air regulations tighten, making the finishing aspect more difficult for custom cabinetmakers. Decore-ative Specialties has embarked on a very aggressive journey to bring you a product that removes the difficult aspects of finishing. We are excited to provide a product offering that is environmentally friendly for both installers and end users with Water-Based Finishing.

I am confident these finishes will simplify your business practices, improve your product offering, and leave us all with peace of mind that we are preserving our environment as we create beautiful spaces to live and work. Continue reading throughout our literature to learn about other ways that we can protect our environment and work together to create solutions for our industry.

Sincerely,

Jack Lansford, Jr.  
President



Jack Lansford, Jr.

Eric Lansford





### Taking Care of Our Planet

As a family-owned company, we recognize the importance of leaving the next generation with something they can be proud of. Since 1965, Decore-ative Specialties has remained conscientious of our natural resources and is dedicated to providing our customers with the highest quality products. Our Green program highlights our products made with natural, sustainable, eco-friendly, or certified materials.

### What is Green, Greener, Greenest?

The constantly evolving “green” building industry can be difficult to navigate at times. That is why we categorized our Green Program into three tiers, ranging from sustainable wood materials in the Green Category to FSC® certified materials and Water-Based Finishes in the Greenest category. There is room in the “green” building industry for every one and every project!

Green

Greener

Greenest



### USGBC:

Decore-ative Specialties is a proud member of the U.S. Green Build Council (USGBC), a community of individuals and organizations committed to advancing structures that are environmentally responsible, profitable, and healthy places to live and work.

### Continuous Improvement:

Decore-ative Specialties has been committed to continuous improvement philosophies since our company started. Our commitment includes everything from increasing our process efficiencies and recycling unused materials to investing heavily in machinery to decrease our energy dependence and maximize our material yields using custom optimizing technology.



### Recycling Excess Material:

Though we are actively looking for more ways to reduce any waste created in our processes, we make sure the unavoidable byproducts we do create are put to good use by recycling everything from wood, MDF, and Deco-form scraps to used printer cartridges and the steel banding from our material shipments.

## GREEN

### Responsible Forest Management:

Decore-ative Specialties is committed to protecting forests locally and abroad. By purchasing lumber & plywood from suppliers who practice responsible forest management we protect the resources our industry depends on. Decore-ative Specialties forestry management also includes purchasing high quality lumber and continually improving our manufacturing processes and yields in order to maximize our forest resources.



Bamboo Edge Grain Amber  
on Shaker (831)

### Bamboo:

A sustainable material that re-grows from the same root stalk, allowing it to reach maturity in a few short years. We offer Edge and Flat grain options as well as both Amber and Honey colors in most of our wood door styles.



European Steamed Beech  
on Hayes (348)

### Beech (European Steamed Beech):

An environmentally sustainable solid wood material, Beech is harvested and certified under some of the most aggressive forestry guidelines.



Eucalyptus on  
Dovetail Drawer Box (613)

### Eucalyptus:

Eucalyptus is an environmentally sustainable solid wood material that grows to maturity within 14 – 16 years.

### Medium Density Fiberboard (MDF):

Made of approximately 90% wood fibers and 10% resin to hold it all together, MDF maximizes the use of our forest resources by utilizing the residual wood element of forests not used in producing lumber, that could have otherwise ended up in landfills. Our MDF products are offered bare for painting and wrapped with Rigid Thermo Foil (RTF) as part of our Deco-form product offering.



Cherry Select on  
Emerson (109)

### Veneer:

Veneer is a thin piece of wood cut from a log into sheets in varying thickness down to as thin as 1/40" thick. This process allows you to get the look you want accompanied with an environmentally friendly, recycled wood fiber composite core. Veneer boasts consistent grain pattern and color and is applied to a sturdy MDF or plywood core.



# GREENER



**Walnut Natural** (Unfinished) on Revere (800) and **Maple** on Dovetail Drawer Box (613)

## Natural Characteristics:

Forest friendly consumers can choose our Natural or Standard material grades, embracing the beautiful and natural variations in color and grain commonly found in each species. Embracing natural characteristics allows a tremendous increase in the amount of material that can be used, therefore maximizing our forest resources.

## Paint Grade:

Paint Grade materials provide the stability of wood but maximize the lumber usage by not sorting for color or grain. Paint Grade options are also available with a Medium Density Fiberboard (MDF) panel, a great material for painting due to its smooth surface and resistance to warping.



**MDF Panel /Hardwood Frame** with White Chocolate on Heritage (805)



**Qtr. Macassar Ebony** on Aries (93)

## Reconstituted Veneer:

Starting with timber from environmentally managed forests, high-quality common woods are reconstructed to create a diverse variety of color, grain, and texture options. Dozens of color and grain options are available as well as FSC certified reconstituted veneers.

## Decreased Formaldehyde in Composite Wood Products:

In conjunction with the California Air Resources Board (CARB), Decore-active Specialties is offering composite wood products containing glue with lower levels of formaldehyde. Commonly present in our atmosphere, formaldehyde is a natural Volatile Organic Compound (VOC) and concerted efforts to reduce the emission levels of formaldehyde helps provide a safer environment for us all.

## Formaldehyde Free Glue:

Decore-active Specialties has made changes to our products and processes so over 90% of the glue we use during the manufacturing process are Formaldehyde-free.

# GREENEST

## Forest Stewardship Council® Certified Materials:



Decore-active Specialties offers a variety of wood products certified under the standards established by the Forest Stewardship Council (FSC), ensuring wood materials are responsibly harvested and tracked through the entire supply chain from forest to final installation.



**FSC Maple Standard** with Chestnut/Tierra on Ponderosa (839)



**FSC Red Oak Budget** with Allspice/Tierra on Liberty (810)

## Doors, drawer boxes, and wood moldings are available in FSC certified species:

- FSC Hard Maple
- FSC Soft Maple
- FSC Cherry
- FSC Red Oak
- FSC Alder
- FSC Bamboo
- FSC MDF
- Additional materials upon request.

## Finishing Safe for Indoor Air Quality:

Decore-active Specialties' Water-Based Finish program offers the variety of stains, glazes, and paints you need, all with the peace of mind that you are helping protect the environment. Unlike nearly all other coatings available in the market, Water-Based Finishes release low to no emissions of Volatile Organic Compounds (VOCs). The impact of VOCs can range from strong unpleasant odors, eye, nose, and throat irritation, and headaches to increased allergy and asthma problems. Children are particularly susceptible because of their higher intake percentage of indoor air pollutants compared to their total body mass. See pages 44 - 47 or visit [www.decore.com](http://www.decore.com) for more on Water-Based Finishes.



**Cayenne Water-Based Finish** on Shaker (831) in Quarter Sawn Red Oak Finish Grade

## NAUF (No Added Urea Formaldehyde):

Decore-active Specialties offers a few No Added Urea Formaldehyde (NAUF) options for customers desiring products that do not have formaldehyde added during the manufacturing process. NAUF options are available for our wood and Deco-form product lines.

## LEED:

Projects seeking certification under the U.S. Green Build Council (USGBC) Leadership in Energy and Environmental Design (LEED) program can contribute to the Material & Resources and Indoor Environment Quality categories by using Decore-active Specialties' products.

For an updated list of Green Program products, including those that can be used in LEED projects, visit [www.decore.com](http://www.decore.com).

Due to the printing process and natural color variations in wood we recommend ordering a sample for accurate color selection.

# DOOR & CABINETRY INFORMATION

The richly-unique natural beauty of fine woods. The meticulous designs of skilled craftsmen. The seemingly endless variations of styles, colors and sizes. These are only some of the components that will make up the total environment of your unique project. It's all about having the right choices to create the functional beauty you desire.

## DOORS

### 5-PIECE DOOR



Popular, sturdy door construction with 5 pieces assembled together: 2 stiles and 2 rails constructing the frame and a center panel. Doors will have a raised or recessed panel and Mitered or Butt Joint corners.

**PANEL** – The center portion of a 5-piece door or drawer front. A raised panel is made of solid material that brings the panel height level to the frame. A recessed panel sits lower than the frame height and is often made with veneer on an MDF or plywood core.

### FRENCH LITE DOOR



Door constructed with multiple openings in the panel area that are used for glass or decorative inserts. The openings are referred to as “lites” and are separated by “mullions” (small strips of wood usually shaped with a similar detail as the door).

**GLASS DOOR** – Stiles and rails are assembled without a panel to allow for glass or decorative materials to be inserted.

### MITER



5-piece construction assembled with stiles and rails joining in the corners at a 45 degree angle.

### APPLIED MOLDING



5-piece construction with additional molding applied to the face of the door to give a more elaborate look. Can have either Miter or Butt Joint corners.

### BUTT JOINT/ COPE N' STICK



5-piece construction with stiles and rails joining at a 90 degree angle in the corners.

## DRAWER FRONTS

### 5-PIECE DRAWER FRONT



Comprised of 2 stiles, 2 rails, and a center panel, portions of the frame on the 5-piece DF are typically narrower than the frame on the matching door style to allow for smaller sizes.

### ROUTED DRAWER FRONT



Solid drawer front with a detail carved into it to coordinate with the detail of the door.

### SOLID/SLAB DRAWER FRONT



Solid piece that usually has the same outside edge as the matching door.

## CABINET CONSTRUCTION

### TRADITIONAL/FACE FRAME CABINET CONSTRUCTION



The face of the cabinet box is seen in between the doors and drawer fronts. Doors will either overlap the frame or be inset so they are flush with the frame.

Face Frame style with Bel Air (580) in MDF Panel / Hardwood Frame.

### EUROPEAN/FRAMELESS CABINET CONSTRUCTION



The doors and drawer fronts cover the face of the cabinet box so a frame is not seen between the doors and drawer fronts.

Frameless style with Vermont (596) in Alder Finish Grade with Licorice, Semi-gloss Sheen.

## DOORS

# *From Classic to Contemporary*



Manhattan (63) in Maple Select





Square Raised Panel 3/4" (151) with P10, IE5, OE317 in  
MDF Panel / Hardwood Frame

## THE BEAUTY OF CUSTOM

The Custom Design Series provides the ability to create the perfect look by selecting from a variety of available options: panel details (P), inside edge details (IE), outside edge details (OE), and varying frame widths. With custom manufacturing, you can go with our tried and true combination of details or you can make changes to get just the look you need.

The doors on pages 7-8 are ordered by different names, depending on your location.  
Please use the "West Coast" name and number (in black) if you order from our California facilities.  
Please use the "East Coast" name and number (in red) if you order from our North Carolina facility.

# CUSTOM DESIGN SERIES



**REVERE 3/4" (800)** *WEST COAST*  
**SQUARE RAISED PANEL 3/4" (151)**  
 shown with P3, IE3, OE4 *EAST COAST*  
 Cherry Finish Grade with Wild Rice, Semi-gloss Sheen  
 5-Piece DF Optional



**HERITAGE 3/4" (805)** shown with 3-1/2" Frame *WEST COAST*  
**SQUARE RAISED PANEL 3/4" (151)**  
 shown with P5, IE3, OE4 and 3-1/2" Frame *EAST COAST*  
 FSC Cherry Standard with Black Cherry/Sable, Satin Sheen  
 Solid DF Standard



**LIBERTY 3/4" (810)** *WEST COAST*  
**CATHEDRAL ARCH RAISED PANEL 3/4" (152)**  
 shown with P3, IE3, OE4 *EAST COAST*  
 FSC Red Oak Budget with Allspice/Tierra, Satin Sheen  
 Solid DF Standard

**PATRIOT 3/4" (820)** *WEST COAST*  
**SOFT ARCH RAISED PANEL 3/4" (153)**  
 shown with P3, IE3, OE4 *EAST COAST*  
 Red Oak Finish Grade with Nutmeg, Semi-gloss Sheen  
 Routed DF Optional

**FREEDOM 3/4" (260)** *WEST COAST*  
**FLAT ARCH RAISED PANEL 3/4" (154)**  
 shown with P3, IE3, OE4 *EAST COAST*  
 Pecan Select  
 Routed DF Optional

# CUSTOM DESIGN SERIES



**REVERE 3/4" FRENCH LITE (800F)** *WEST COAST*  
**SQUARE RAISED PANEL 3/4" FRENCH LITE (151F)**  
 with IE3, OE4 *EAST COAST*  
 Walnut Select  
 Routed DF Optional



**ADOBE 3/4" (830)** *WEST COAST*  
**SQUARE RECESSED PANEL 3/4" (155)**  
 with IE3, OE4 *EAST COAST*  
 European Steamed Beech  
 Solid DF Standard



**MISSION 3/4" (840)** *WEST COAST*  
**CATHEDRAL ARCH RECESSED PANEL 3/4" (156)**  
 with IE3, OE4 *EAST COAST*  
 Pink Birch Select Panel/Alder Natural Frame  
 Solid DF Standard



**LINCOLN 3/4" (802)**  
 White Birch Select  
 Solid DF Standard



**FIESTA 3/4" (850)** *WEST COAST*  
**SOFT ARCH RECESSED PANEL 3/4" (157)**  
 with IE3, OE4 *EAST COAST*  
 Cherry Finish Grade with Gingerbread, Semi-gloss Sheen  
 Routed DF Optional



**COUGAR 3/4" (240)** *WEST COAST*  
**FLAT ARCH RECESSED PANEL 3/4" (158)**  
 with IE3, OE4 *EAST COAST*  
 Beech Finish Grade with Paprika, Satin Sheen  
 Routed DF Optional



Shaker 3/4" (831) with IE2 in MDF Panel / Hardwood Frame



**SHAKER 3/4" (831) / DURANGO 3/4" (834)**  
Cherry Finish Grade with Hot Cocoa, Semi-gloss Sheen  
5-Piece DF Optional

**AUBURN 3/4" (832) / FLAGSTAFF 3/4" (835)**  
Quarter Sawn Red Oak  
5-Piece DF Optional

**STUDIO 3/4" (351) / PARKER 3/4" (352)**  
Cherry Select  
5-Piece DF Optional

Door names in *italics* signify a 1/2" solid panel instead of a 1/4" plywood panel. Parker (352) has a 3/8" solid panel.

Bel Air 3/4" (581) in MDF Panel /  
Hardwood Frame



**BEL AIR 3/4" (581)**

Bamboo Edge Grain Amber with Clear/Tierra, Semi-gloss Sheen  
Solid DF Standard

**SAN MARINO 3/4" (580)**

White Birch Select  
5-Piece DF Optional

**BEL AIR 3/4" FRENCH LITE (581F)**

Maple Select  
Solid DF Standard



# APPLIED MOLDING



**BELLINGHAM 3/4" (588)**  
Alder Finish Grade with Olive/Iron, Satin Sheen  
Routed DF Optional



**SOLANA 3/4" (589)**  
Alder Select  
Solid DF Standard



**CHESAPEAKE 3/4" (586)**  
Beech Finish Grade with Acorn/Tierra, Semi-gloss Sheen  
Solid DF Standard



**CHARLESTON 3/4" (388)**  
European Steamed Beech  
5-Piece DF Optional



**AUGUSTINE 3/4" (389)**  
Walnut Select  
5-Piece DF Optional



**CASCADE 3/4" (858)**  
Cherry Finish Grade with Cinnamon/Iron, Satin Sheen  
5-Piece DF Optional




# APPLIED MOLDING



**PRUDENTIAL 3/4" (591)**  
Alder Select  
5-Piece DF Optional



**MENDOCINO 3/4" (587)**  
FSC Maple Standard with Clove/Tierra, Semi-gloss Sheen  
Routed DF Standard



**DAVENPORT 3/4" (852)**  
Pink Birch Finish Grade with Mineral Blue/Iron, Satin Sheen  
5-Piece DF Optional



**BERRINGTON 3/4" (391)**  
Beech Finish Grade with Nutmeg/Iron, Satin Sheen  
Routed DF Optional



**WATERFORD 3/4" (387)**  
Cherry Select  
5-Piece DF Optional



**LAGUNA 3/4" (853)**  
White Birch Select  
Solid DF Standard

# ROPE MOLDING



**PINNACLE 3/4" (378)**

Cherry Finish Grade with Cayenne/Iron, Semi-gloss Sheen  
5-Piece DF Optional

**RIDGEVIEW 3/4" (579)**

Maple Select  
5-Piece DF Optional

**WALDORF 3/4" (549)**

Alder Finish Grade with Honey, Satin Sheen  
Routed DF Optional



**WOODHAVEN 3/4" (578)**

Red Oak Select  
5-Piece DF Optional

**HIGHPOINTE 3/4" (379)**

Cherry Finish Grade with Hot Cocoa/Tierra, Satin Sheen  
5-Piece DF Optional

**CROFTON 3/4" (349)**

MDF Panel/Hardwood Frame with White Chocolate/Umber,  
Satin Sheen • 5-Piece DF Optional

MITER JOINT



**MALIBU 7/8" (50)**  
Quarter Sawn Red Oak  
5-Piece DF Optional




**SHEFFIELD 7/8" (69)**  
Rustic Knotty Alder  
5-Piece DF Optional



**SARATOGA 7/8" (594)**  
Beech Finish Grade with Paprika/Tierra, Semi-gloss Sheen  
Routed DF Optional



**ISLANDER 7/8" (82)**  
Maple Select  
5-Piece DF Optional



**NORMANDIE 7/8" (67)**  
Cherry Finish Grade with Wild Rice/Tierra, Satin Sheen  
5-Piece DF Optional



**Wilmington 7/8" (541)** in Paint Grade Hardwood with Buttercream/Umber and Alder Finish Grade with Chestnut/Umber, Semi-gloss Sheen  
**Crown Molding F ( 8115)** in Paint Grade Hardwood with Buttercream/Umber and  
**Corbel Traditional A (8016)** in Alder with Chestnut/Umber



**DELAWARE 7/8" (538)**  
 Rustic Knotty Alder Finish Grade with Pretzel/Tierra,  
 Semi-gloss Sheen • Routed DF Optional

**WILMINGTON 7/8" (541)**  
 Maple Select  
 Routed DF Optional

# MITER JOINT



**VERMONT 7/8" (596)**

Maple Select  
Routed DF Optional



**DIPLOMAT 7/8" (598)**

Alder Finish Grade with Gingerbread/Tierra, Satin Sheen  
Solid DF Standard



**AMBASSADOR 7/8" (540)**

Rift Red Oak  
5-Piece DF Optional



**CONNECTICUT 7/8" (595)**

Beech Finish Grade with Clove, Semi-gloss Sheen  
5-Piece DF Optional



**BRUNSWICK 7/8" (597)**

Cherry Select  
5-Piece DF Optional



**CONSTITUTION 7/8" (547)**

White Birch Finish Grade with Clear/Umber, Satin Sheen  
5-Piece DF Optional



Brighton 7/8" (560) with P5 in Cherry Select



**BRIGHTON 7/8" (560)**  
Cherry Finish Grade with Nutmeg/Umber, Semi-gloss Sheen  
5-Piece DF Optional



**ELDRIDGE 7/8" (360)**  
Cherry Select  
5-Piece DF Optional




# MITER JOINT



**MANHATTAN 7/8" (63)**  
FSC Maple Standard with Portobello/Tierra, Satin Sheen  
Solid DF Standard



**EL DORADO 3/4" (824)**  
Cherry Finish Grade with Chestnut, Semi-gloss Sheen  
5-Piece DF Optional



**HUDSON 3/4" (548)**  
MDF Panel/Hardwood Frame with Sea Salt, Satin Sheen  
Routed DF Optional



**MONTEREY 7/8" (88)**  
Cherry Select  
5-Piece DF Optional



**EMBASSY 3/4" (224)**  
MDF Panel/Hardwood Frame with White Chocolate,  
Semi-gloss Sheen • Routed DF Optional



**HAYES 3/4" (348)**  
European Steamed Beech  
Solid DF Standard



Catalina 7/8" (51), Catalina Radius Doors, and Solid Drawer Fronts with OE11 in Cherry Natural.



CATALINA 7/8" (51)  
Alder Select  
Solid DF Standard

ORLANDO 7/8" (15)  
Philippine Mahogany  
Solid DF Standard

# MITER JOINT



**FALLBROOK 3/4" (592)**  
Alder Finish Grade with Cinnamon, Semi-gloss Sheen  
5-Piece DF Optional

**RAMONA 7/8" (21)**  
Philippine Mahogany  
5-Piece DF Optional

**RANCHERO 7/8" (23)**  
Maple Finish Grade with Macadamia/Tawny,  
Semi-gloss Sheen • 5-Piece DF Optional



**WINDSOR 3/4" (70)**  
Walnut Select  
5-Piece DF Optional

**RICHMOND 3/4" (71)**  
Cherry Select  
5-Piece DF Optional

**VICTORIA 3/4" (833)**  
White Birch Select  
5-Piece DF Optional



**Ponderosa 3/4" (839)** with OE2 in Beech Finish Grade with Clove and Maple Finish Grade with Clear/Iron, Satin Sheen  
**Fluted Post (8036)** in Maple with Clear/Iron and **Crown Molding K (8133)** in Beech with Clove



**PONDEROSA 3/4" (839)**  
 FSC Maple Standard with Chestnut/Tierra, Semi-gloss Sheen  
 Solid DF Standard

**FRONTIER 3/4" (823)**  
 Cherry Select  
 5-Piece DF Optional

## BUTT JOINT



**CENTURY 3/4" (405)**  
Pecan Select  
Routed DF Optional



**PROVIDENCE 7/8" (537)**  
Walnut Finish Grade with Acorn, Semi-gloss Sheen  
5-Piece DF Optional



**PRESIDENTE 7/8" (535)**  
Walnut Select  
Solid DF Standard



**ARTESIA 3/4" (406)**  
Pink Birch Finish Grade with Cayenne,  
Semi-gloss Sheen • 5-Piece DF Optional



**RHODE ISLAND 7/8" (837)**  
MDF Panel/Hardwood Frame with Buttercream,  
Semi-gloss Sheen • 5-Piece DF Optional



**WASHINGTON 7/8" (553)**  
Cherry Select  
Solid DF Standard





Trenton 7/8" (533) with OE1 in Alder Natural.



**EXECUTIVE 7/8" (530)**  
Honduras Mahogany  
5-Piece DF Optional

**TRENTON 7/8" (533)**  
Maple Select  
5-Piece DF Optional



# BUTT JOINT



**REDONDO 3/4" (409)**

Alder Finish Grade with Acorn, Semi-gloss Sheen  
5-Piece DF Optional



**MAVERICK 7/8" (895)**

Rustic Knotty Alder Finish Grade with Hot Cocoa,  
Semi-gloss Sheen • 5-Piece DF Optional



**NEVADA 3/4" (898)**

Clear Western Red Cedar  
5-Piece DF Optional



**BARCELONA 7/8" (94)**

White Birch Select  
Solid DF Standard



**COLORADO 7/8" (894)**

Alder Select  
Solid DF Standard



**CAMPBELL 3/4" (385) / SULLIVAN 3/4" (386)**

Cherry Select  
5-Piece DF Optional

Door names in italics signify a 1/2" solid panel instead of a 1/4" plywood panel.

Tuscany 3/4" (590) with OE1 in Maple Select



**TUSCANY 3/4" (590)**  
Maple Select  
Solid DF Standard

**TERRACINA 3/4" (390)**  
Cherry Select  
5-Piece DF Optional

## BUTT JOINT



**NAVAJO 3/4" (920)**  
Alder Select  
5-Piece DF Optional



**CHEROKEE 3/4" (921)**  
Maple Select  
Routed DF Optional



**DEL ORO 3/4" (857)**  
Knotty Pine  
5-Piece DF Optional



**PUEBLO 3/4" (928)**  
European Steamed Beech  
5-Piece DF Optional



**CHEYENNE 3/4" (924)**  
Cherry Select  
Solid DF Standard




**SANTA FE 3/4" (922)**  
Clear Pine  
Solid DF Standard





# BUTT JOINT



**EUROPEAN 3/4" (78)**  
White Oak Select  
Order DF's as doors

**TALBOT 7/8" (113)**  
Maple Select  
Solid DF Standard

**CABRILLO 7/8" (115)**  
Alder Finish Grade with Licorice, Semi-gloss Sheen  
Solid DF Standard



**APACHE 3/4" (931)**  
V.G. Fir  
Routed DF Optional

**EASTON 7/8" (114)**  
Alder Finish Grade with Wild Rice, Semi-gloss Sheen  
Solid DF Standard

**LAREDO 7/8" (930)**  
Cherry Select  
Solid DF Standard

## 1/2" SOLID BEADED PANEL



**CAMDEN 3/4" (836)**

MDF Panel/Maple Paint Grade Frame with Buttercream/Tawny,  
Satin Sheen • Solid DF Standard

**SHELDON 7/8" (838)**

Pink Birch Select  
Routed DF Optional

On this page, we only show two of our standard beaded panel doors. A beaded panel is an option we can apply to many of our door styles. Please call Customer Service if you have a specific beaded panel need.

## SOLID PANEL

**Valencia 3/4" (81) in Cherry Select**



**VALENCIA 3/4" (81)/ *TACOMA* (893)**

Pecan Select  
Solid DF Standard (Battens Standard for Doors)

Door name in *italic* signifies no battens supporting back of the door.

# VENEER

## Veneer options to meet your needs:

- Large variety of different looks and designs
- Consistent grain patterns
- Sturdy MDF Core
- FSC Certified materials upon request
- No Added Urea Formaldehyde (NAUF) composite core upon request
- Vertical or Horizontal grain options
- Book and bank grain matching options

### Veneer:

Veneer is a thin piece of wood cut from a log into sheets in varying thickness down to as thin as 1/40" thick. This process allows you to get the look you want accompanied with an environmentally friendly, recycled wood fiber composite core. Veneer offers consistent grain pattern and color and is applied to a sturdy MDF core.

### Reconstituted Veneer:


Starting with timber from environmentally managed forests, high-quality common woods are reconstructed to create a diverse variety of color, grain, and texture options.

For more information and additional options visit [www.decore.com](http://www.decore.com).




Aries 3/4" (93) in Qtr. Macassar Ebony Reconstituted Veneer

### VENEER DOOR EDGE AND CORNER DETAIL OPTIONS:



Aries (93)\*  
Standard Edge  
Veneer Band



Emerson (109)\*  
1/8" Wood  
Edge Band



Brookhurst (90)\*  
3/4" Wood Edge,  
Square Corners



Brookhurst DLX (77)\*  
3/4" Wood Edge,  
Rounded Corners



ARIES 3/4" (93)\*  
Qtr. Macassar Ebony Reconstituted Veneer  
with Clear, Semi-gloss Sheen



BROOKHURST 3/4" (90)\*  
Plain Sliced Red Oak

\* Order drawer fronts as doors. Vertical grain standard.




## SPECIALTY



**Special "X" French Lite**  
**Square Raised Panel 3/4" (151)**  
 with P10, IE2, OE5 in Maple Paint Grade



**SPECIAL "X"**  
**FRENCH LITE**  
 Alder Finish Grade with  
 Paprika, Semi-gloss Sheen



**INTERSECTING SQUARES**  
**FRENCH LITE SPECIAL**  
**LITE PLACEMENT**  
 White Birch Finish Grade with  
 Cayenne, Semi-gloss Sheen



**GOTHIC FRENCH LITE**  
**SPECIAL LITE PLACEMENT**  
 Beech Finish Grade with  
 Chestnut, Semi-gloss Sheen



**DELAWARE 7/8" (538)**  
**SPECIAL ARCHED FRAME**  
 Cherry Finish Grade with Nutmeg,  
 Semi-gloss Sheen



**REVERE 3/4" (800)**  
**SPECIAL ANGLED FRAME**  
 Cherry Finish Grade with  
 Cinnamon, Semi-gloss Sheen



**PATRIOT 3/4" (820)**  
**SPECIAL ARCHED PANEL**  
 Alder Finish Grade with Pretzel,  
 Semi-gloss Sheen

## LOUVERS



**TRUE LOUVER DOOR**  
 Alder Select



Need the elegance and functionality of true vented louvers? Our specialty louver doors deliver. If you want the look of louver doors but don't need the functionality, see our selection of doors with a louver style look on page 27.

# RADIUS PROGRAM



**Chesapeake (586)** with OE9 in Honduras Mahogany

All the Radius Items You Need:

- Doors & Drawer Fronts
- Glass Doors
- French Lite Doors
- Face Frames
- Drawer Boxes
- Moldings & Toe Kicks

Our offering of high-end specialty products with a curved construction will add class and sophistication to any room. Convex radius products bend with the face pushed outward while concave radius products curve with the face bent inwards. Many of our door styles are available as convex or concave radius doors and we also offer high quality dovetail drawer boxes with a curved face for your radius needs. Our Radius Solutions Program offers face frame options to pair with radius doors and drawer fronts in a variety of layouts and options. Decore-ative Specialties provides everything you need to create a strikingly impressive look.



## ADDITIONAL DRAWER FRONTS



**TEXAS 1-1/8" DF (899D)**  
Maple Select



**MANCHESTER 1" DF (888B)**  
Pecan Select



**MONROE 1" DF (889B)**  
Red Oak Select

# ALUMINUM FRAME DOORS AND GLASS INSERTS

Create a stunning look by adding aluminum frame doors and decorative glass to your project. Mix and match our aluminum frame and glass options or order decorative glass alone to install with any wood glass or French lite doors. These Italian Glass inserts are tempered and come in a variety of designs and colors, including acid etched.

## DOOR STYLES



**SOHO (116)**  
Matte Finish (shown with Black Insert)



**NOLITA (118)**  
Brushed Finish (shown with Fog Insert)



**TRIBECA (120)**  
Brushed Finish (shown with Fog Insert)



**MIDTOWN (121)**  
Matte Finish (shown with Fog Insert)

**GREENWICH (117)**  
Matte Finish

**MORNINGSIDE (119)**  
Matte Finish

## GLASS INSERT OPTIONS


Our top-of-the-line Italian made specialty glass provides a gorgeous look while providing the safety and durability of tempered glass, which in the event it is broken will crumble into small fragments instead of sharp, hazardous pieces.




**GLASS INSERT-  
CLEAR**



**GLASS INSERT-  
FOG**




**GLASS INSERT-  
WHITE**




**GLASS INSERT-  
BLACK**



**GLASS INSERT-  
MOSAIC**



**GLASS INSERT-  
CORDUROY**



**GLASS INSERT-  
CREAM**

For more information and additional product options visit [www.decore.com](http://www.decore.com).



# DRAWER BOXES



Dovetail Drawer Box (613) in European Steamed Beech

*Combining  
Strength & Beauty*



**Dovetail Drawer Box (613)** in Maple  
**Brighton 7/8" (560)** with P5 in Cherry Select

## DRAWER BOXES

Crafted with the same quality and care as our doors and drawer fronts, our dovetail and doweled drawer boxes stand the test of time. Too often underestimated in their importance and value, high quality drawer boxes provide the stability and strength that sets custom cabinetry apart from the rest. With many drawer box options available you can create the perfect box combination for your next job.

## DOWELED DRAWER BOXES

Choose a doweled drawer box option from our selection for your next job where economy is of the essence but quality and durability are key.



White Melamine



9-Ply Birch (Prefinished)

## DOVETAIL DRAWER BOXES

Dovetail drawer boxes offer the strongest box construction available while offering the beauty of interlocking joints. The durability of the corner construction makes dovetail drawer boxes the top choice for custom kitchens, closets, bathrooms, entertainment centers, offices and furniture.



**Solid 5/8" Dovetail Drawer Box (613, 618)**



**9 Ply Prefinished Birch Dovetail Drawer Box (659, 661)**



**Lipped Front Solid 5/8" Dovetail Drawer Box (963, 968)**

# DOVETAIL DRAWER BOX MATERIALS



9-Ply Birch (Prefinished)



African Mahogany



Alder



Aromatic Cedar



Aspen



Bamboo Edge Grain Amber  
(also available in Bamboo Edge Grain Honey)



Brazilian Cherry



Cherry Preferred  
(also available in Cherry)



European Steamed Beech



Lyptus



Maple  
(also available in Maple Preferred)



Pecan



Philippine Mahogany



Poplar



Red Oak  
(also available in Quarter Sawn  
Red Oak & Rift Red Oak)



Ribbon Grain African Mahogany



Rift White Oak  
(also available in Quarter Sawn  
White Oak & White Oak)



Sapele



Soft Maple




Soft Maple Wormy



Teak



Walnut

 **FSC** - Dovetail Drawer Boxes are available in the following FSC certified materials: FSC Maple, Cherry, Red Oak, Bamboo Edge Grain (Honey & Amber), Soft Maple, Poplar, and Alder. Additional options available upon request.



## DRAWER BOX OPTIONS




**Lipped**  
(Dovetail Only)



**Notching for undermount  
drawer glides**



**Finishing**  
(Dovetail Only)



**Clips for undermount  
drawer glides**



**Scoops**  
(Not available on DB with  
Matching Top Edge Finish)



**Top Edge Finish**  
(9-Ply Birch Only)  
Matching PVC Top  
or Clear Transfer Foil (shown)



**Top Edge Profile**  
Flush Edges (shown)  
or Offset Edges



**Packaging**  
(Doweled Only)  
Ready to Assemble (shown)  
or Assembled

## FILE NOTCHING

6 Configurations Available



**Single Letter & Legal Lateral  
File Notching (F)**  
(Image shown is side-view)



**Single Letter Vertical  
File Notching (A)**  
(Image shown is side-view)



**Double Lateral Dividers (D)**  
(Image shown is side-view)



**Single Vertical Divider (A)**  
(Image shown is side-view)

## DRAWER BOX DIVIDERS

4 Configurations Available

(Dovetail Drawer Boxes Only)

## LOGO ENGRAVING



**Angled (A)**



**Half Angled (B)**



**Scalloped Angled (C)**



**Personalized Company Logo**  
(Image shown is side-view)

## MOLDINGS, ACCESSORIES AND HARDWARE



Base Molding C (8157) in Pink Birch

*All the Finishing Touches*

## CROWN MOLDING

Take your next work of art from standard to stunning with our collection of crown, base, and finish moldings. Offering a variety of materials from trustworthy hardwoods to elegant imports, available unfinished or with a beautiful Water-Based Finish.

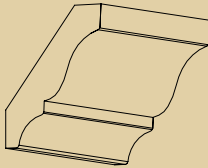
A - 1-3/4" (8100)

B - 2-3/4" (8103)

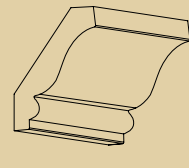
C - 3-1/4" (8106)

D - 4-1/2" (8109)

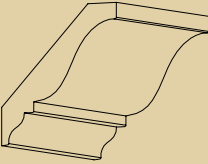
E - 5-1/8" (8112)



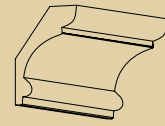
K - 3-3/16" (8133)



F - 4-1/8" (8115)

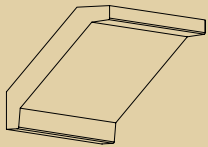


L - 2-5/8" (8139)

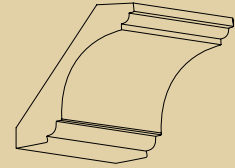


G - 2-1/2" (8118)

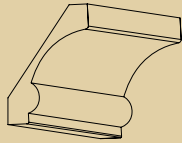
H - 3-1/2" (8121)



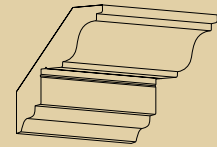
M - 3-7/8" (8142)



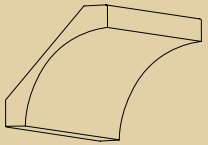
I - 3-3/16" (8124)



N - 3-11/16" (8145)



J - 3-1/2" (8130)

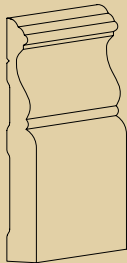


**FSC** - Our Crown and Base Moldings are available in the following FSC certified materials: FSC Maple, Cherry, Red Oak, and Bamboo Edge Grain (Honey & Amber). Additional options available upon request.

## BASE MOLDING

A - 4" (8160)

B - 5-3/8" (8163)



C - 4-1/4" (8157)


D - 5-3/8" (8166)



E - 3-1/4" (8148)

F - 4-1/4" (8151)

G - 5-1/4" (8154)



## FLUTED MOLDING

3 - 1/2" (8220)



Moldings are shown in Pink Birch and Maple with Clear but are available in a large variety of wood species, sizes, lengths, and Water-Based Finish combinations. Drawings are not to scale and are for reference only. Part numbers shown are for 8' lengths (10' & 12' lengths available). For a full selection of moldings refer to our Pricing Guides or visit [www.decore.com](http://www.decore.com).



## INSERT MOLDINGS

Decorative insert moldings bring elegance to every application for a high-end look. Our selection of valances bring the finishing touches to give a completed appearance over sinks or ranges while our bottle racks and knick knack shelves add functional beauty.

Nearly twenty options for insert moldings are available by mixing and matching some of our crown moldings with our beautiful inserts, creating a truly unique look. Contact Customer Service or reference our pricing guide for part numbers for crowns or inserts individually or as combinations.



CROWN N - 3-11/16"  
SHOWN WITH INSERT C



CROWN O - 4-1/4"  
SHOWN WITH INSERT E



CROWN P - 4-7/16"  
SHOWN WITH INSERT B



CROWN Q - 5-1/2"  
SHOWN WITH INSERT D



INSERT A - 3/8"




INSERT B - 3/4"



INSERT C - 5/8"



INSERT D - 3/4"



INSERT E - 3/4"

## VALANCES



STRAIGHT (492)



EYEBROW (493)




CATHEDRAL (494)



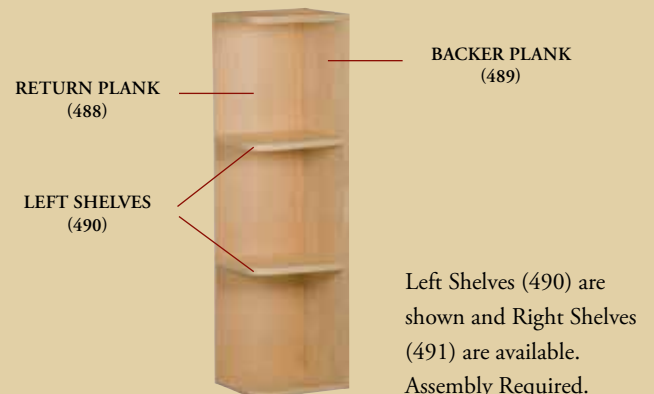
SCALLOPED (495)

## BOTTLE RACKS



BOTTLE RACK (495)

## KNICK KNACK SHELVES



KNICK KNACK SHELVES

Insert Moldings, Valances, Bottle Racks, and Shelves are shown in Maple with Clear but are available in a large variety of wood species, sizes, and Water-Based Finish combinations.

# ACCESSORIES

## CORBELS

Our collection of corbels and accessories will bring an unforgettable, distinct look of skilled artistry to any project.



**CORBEL LEAF C (8004)**  
CORBEL LEAF A (8002)  
CORBEL LEAF B (8003)



**CORBEL LEAF D (8005)**



**CORBEL  
TRADITIONAL B (8006)**  
CORBEL TRADITIONAL A (8016)



**CORBEL  
TRADITIONAL C (8017)**



**CORBEL  
TRADITIONAL D (8007)**



**CORBEL LEAF E (8018)**



**CORBEL PLAIN A (8012)**  
CORBEL PLAIN B (8014)



**CORBEL MISSION B (8015)**  
CORBEL MISSION A (8008)



**CORBEL LEAF G (8010)**  
CORBEL LEAF F (8009)  
CORBEL LEAF H (8011)



**CORBEL LEAF I (8013)**

## ROSETTES



**ROSETTE A (8044)**  
ROSETTE B (8045)



**ROSETTE C (8046)**

## CAPITAL LEAF



**CAPITAL LEAF A (8000)**  
CAPITAL LEAF B (8001)

## ONLAYS



**ONLAY SHELL A (8030)**  
ONLAY SHELL B (8031)



**ONLAY LEAF A (8032)**  
ONLAY LEAF B (8033)


## PEDESTAL FEET



**ROUNDED PEDESTAL  
FOOT CORNER (8025)**



**SQUARE PEDESTAL  
FOOT CORNER (8026)**



**PEDESTAL FOOT  
LEFT (8027)**



**PEDESTAL FOOT  
MIDDLE (8028)**



**PEDESTAL FOOT  
RIGHT (8029)**

Corbels, Rosettes, Capital Leaf, Onlays and Pedestal Feet are available in a variety of species and Water-Based Finish combinations. For more information on our Accessories, including dimensions, visit [www.decore.com](http://www.decore.com) or refer to our Pricing Guides.

# ACCESSORIES

## POSTS

Our distinguished collection of posts bring the complete look of your project together, providing design options from country to traditional to mission style.



**Post Fluted (8036)** in Maple with Clear/Iron and **Ponderosa 3/4" (839)** in Maple Finish Grade with Clear/Iron



**POST  
FLUTED  
(8036)**



**POST  
TURNED A  
(8037)**



**POST  
TURNED B  
(8034)**



**POST  
TURNED C  
(8035)**



**POST FLUTED  
TAPERED (8042)**



**POST  
MISSION  
(8043)**



**POST  
REED A  
(8040)**



**POST  
REED B  
(8038)**



**POST  
ROPE A  
(8041)**



**POST  
ROPE B  
(8039)**



**CORNER  
POST LEAF**



**CORNER POST  
TRADITIONAL**

Posts are available in a variety of species, sizes, and Water-Based Finish combinations.  
For more information on our Accessories, including dimensions, visit [www.decore.com](http://www.decore.com) or refer to our Pricing Guides.



# HARDWARE (995)

## TRADITIONAL PULL

(Approximate Size: 5-1/8")



7054  
Brushed Nickel (BPN)



7056  
Matte Black (MB)



7060  
Oil Rubbed Bronze (ORBL)



7064  
Rust Glaze (RG)



7058  
Antique Pewter (AP)



7062  
Venetian Bronze (DBAC)

## TRADITIONAL KNOB

(Approximate Size: 1-1/4")



7055  
Brushed Nickel (BPN)



7057  
Matte Black (MB)



7061  
Oil Rubbed Bronze (ORBL)



7065  
Rust Glaze (RG)



7059  
Antique Pewter (AP)



7063  
Venetian Bronze (DBAC)

## CONTEMPORARY PULL



7053 - Approx. 10"  
Brushed Nickel (BPN)



7052 - Approx. 7.5"  
Brushed Nickel (BPN)



7051 - Approx. 6"  
Brushed Nickel (BPN)



7050 - Approx. 5.25"  
Brushed Nickel (BPN)

## BEAD KNOB

(Approximate Size: 1-1/4")



7075  
Brushed Nickel (BPN)



7079  
Matte Black (MB)



7083  
Brushed Antique Pewter (BAP)



7077  
Brushed Black Nickel (BBN)



7081  
Brushed Antique Copper (BAC)

## BEAD PULL

(Approximate Size: 4-1/4")



7074  
Brushed Nickel (BPN)



7078  
Matte Black (MB)



7082  
Brushed Antique Pewter (BAP)



7076  
Brushed Black Nickel (BBN)



7080  
Brushed Antique Copper (BAC)

## SMOOTH PULL

(Approximate Size: 5")



7066  
Brushed Nickel (BPN)



7072  
Rust Glaze (RG)



7070  
Oil Rubbed Bronze (ORBL)



7068  
Polished Chrome (PC)

## SMOOTH KNOB

(Approximate Size: 1-1/4" x 7/8")



7067  
Brushed Nickel (BPN)



7073  
Rust Glaze (RG)



7071  
Oil Rubbed Bronze (ORBL)



7069  
Polished Chrome (PC)

# WATER-BASED FINISH



*Much more than simply applying a coating,  
our proprietary process and formulas provide you with the  
consistent factory finish and durable top coat to withstand the  
wear and tear of life for years to come.*



# WATER-BASED FINISH



**Heritage 3/4" (805)** in Alder  
Finish Grade with Cayenne

## Providing pure innovation in:

**Quality:** Our collection of cutting-edge coatings provide a beautiful appearance, stunning depth of look, and smooth, touchable feel that will exceed your expectations. We stand behind our high-end factory finish by providing a one-year warranty.

**Selection:** With our Water-Based Finishes, get the full spectrum of options you need from the diverse collection of combinations available. From classic stains to the high end, artistically inspired look of glazing, you will find the variety you need.

**Consistency:** Our high quality, factory finish provides repeatable, predictable looks and a durable top coat that protects against fading and yellowing for years to come.

**Durability:** Extensive product testing of our Water-Based Finish line has proven the superior chemical resistance against common household items including water, coffee, mustard, grape juice, olive oil, liquid floor cleaner, and even bleach. Ready to withstand the tests of everyday wear and tear, Water-Based Finish stands above the rest in durability and chemical resistance.

**Indoor Air Quality:** With Water-Based Finishes we protect indoor air quality without compromising the beauty and quality of the finished look. Decore-active Specialties' Water-Based Finish meets North America's toughest standards, used by LEED, ANSI/BIFMA, and California CA 01350 in schools, healthcare offices, and commercial buildings. Using our Water-Based Finish will reduce the inconvenience of evacuation and ventilation during and after cabinetry installation, helping you breathe easy.

Visit [www.decore.com](http://www.decore.com) for more information and a complete listing of our offering



# SHEEN OPTIONS

We offer the choice of two different sheen top coats: Satin and Semi-gloss.

## NATURAL COLLECTION

Let the natural beauty of wood shine through by choosing our durable, factory quality Clear finish.



Clear

Shown on Alder Finish Grade

## ORIGINAL COLLECTION

From basics to accents and lights to darks the Original Collection adds warm, attractive color for beautiful, lasting interiors ... every time.



Acorn

Shown on Pink Birch Finish Grade



Barley

Shown on Alder Finish Grade



Cayenne

Shown on Cherry Finish Grade



Chestnut

Shown on Alder Finish Grade



Cinnamon

Shown on Cherry Finish Grade



Clove

Shown on Cherry Finish Grade



Gingerbread

Shown on Alder Finish Grade



Honey

Shown on Alder Finish Grade



Hot Cocoa

Shown on Alder Finish Grade



Java

Shown on Alder Finish Grade



Nutmeg

Shown on Alder Finish Grade



Oatmeal

Shown on Cherry Finish Grade



Paprika

Shown on Alder Finish Grade



Pretzel

Shown on Beech Finish Grade



Wild Rice

Shown on Alder Finish Grade

*Due to the printing process and natural color variations in wood we recommend ordering a sample for accurate color selection.*



## CHOICE COLLECTION

Exuding elegance, these classic coatings will dazzle any setting. The artful depth and definition accenting of some Choice Collection looks takes beauty to the next level.



**Acorn with Charcoal**  
Shown on Alder Finish Grade



**Barley with Tierra**  
Shown on Cherry Finish Grade



**Cayenne with Iron**  
Shown on Alder Finish Grade



**Chestnut with Umber**  
Shown on Alder Finish Grade



**Cinnamon with Tierra**  
Shown on Cherry Finish Grade



**Clear with Tierra**  
Shown on Maple Finish Grade



**Clove with Tierra**  
Shown on Alder Finish Grade



**Gingerbread with Charcoal**  
Shown on Alder Finish Grade



**Honey with Umber**  
Shown on Alder Finish Grade



**Hot Cocoa with Charcoal**  
Shown on Alder Finish Grade




**Macadamia**  
Shown on Maple Finish Grade



**Nutmeg with Iron**  
Shown on Alder Finish Grade




**Oatmeal with Tawny**  
Shown on Alder Finish Grade



**Paprika with Umber**  
Shown on Alder Finish Grade



**Pretzel with Tierra**  
Shown on Alder Finish Grade



**Wild Rice with Iron**  
Shown on Alder Finish Grade

*Due to the printing process and natural color variations in wood we recommend ordering a sample for accurate color selection.*

## ELITE COLLECTION



The designer finishes of the Elite Collection add character and artistic flair for an edgier, more distinctive color scheme.



Allspice with Tierra  
Shown on Alder Finish Grade




Black Cherry with Sable  
Shown on Maple Finish Grade



Buttercream  
Shown on Maple Paint Grade



Hazelnut with Charcoal  
Shown on Alder Finish Grade



Licorice  
Shown on Cherry Finish Grade



Macadamia with Umber  
Shown on Maple Finish Grade



Mineral Blue with Iron  
Shown on Maple Finish Grade



Olive with Iron  
Shown on Alder Finish Grade



Portobello with Tierra  
Shown on Alder Finish Grade



Sea Salt  
Shown on Maple Paint Grade




White Chocolate  
Shown on Maple Paint Grade

## PREMIUM COLLECTION



Providing the consistent, clean look of paint, upgraded with high-end accenting for a more dramatic appearance, the top-of-the-line Premium Collection will add distinguished elegance to every space.



Buttercream with Tawny  
Shown on Paint Grade Hardwood



Sea Salt with Iron  
Shown on Paint Grade Hardwood



White Chocolate with Umber  
Shown on Maple Paint Grade

*Due to the printing process and natural color variations in wood we recommend ordering a sample for accurate color selection.*



# INDEX

Accessories.....	38-42	European (78).....	27	Providence (537).....	22
Adobe* (830).....	8	Executive (530).....	23	Prudential (591).....	12
Ambassador (540).....	16	Fallbrook (592).....	20	Pueblo (928).....	26
Apache (931).....	27	Fiesta* (850).....	8	Radius Solutions.....	31
Aries (93).....	29	Flagstaff (835).....	9	Ramona (21).....	20
Artesia (406).....	22	Flat Arch Raised Panel (154).....	7	Ranchero (23).....	20
Auburn (832).....	9	Flat Arch Recessed Panel (158).....	8	Redondo (409).....	24
Augustine (389).....	11	Freedom* (260).....	7	Revere* (800).....	7
Barcelona (94).....	24	Frontier (823).....	21	Revere French Lite* (800F).....	8
Bel Air (581).....	10	Glass Inserts.....	32	Rhode Island (837).....	22
Bel Air French Lite (581F).....	10	Green Program.....	2-3	Richmond (71).....	20
Bellingham (588).....	11	Greenwich (117).....	32	Ridgeview (579).....	13
Berrington (391).....	12	Hardware.....	42	Rosettes.....	40
Bottle Rack (495).....	39	Hayes (348).....	18	San Marino (580).....	10
Brighton (560).....	17	Heritage* (805).....	7	Santa Fe (922).....	26
Brookhurst (90).....	29	Highpointe (379).....	13	Saratoga (594).....	14
Brookhurst Deluxe (77).....	29	Hudson (548).....	18	Shaker (831).....	9
Brunswick (597).....	16	Islander (82).....	14	Sheffield (69).....	14
Cabrillo (115).....	27	Knick Knack Shelves.....	39	Sheldon (838).....	28
Camden (836).....	28	Laguna (853).....	12	Soft Arch Raised Panel (153).....	7
Campbell (385).....	24	Laredo (930).....	27	Soft Arch Recessed Panel (157).....	8
Capital Leaf.....	40	Liberty* (810).....	7	Soho (116).....	32
Cascade (858).....	11	Lincoln (802).....	8	Solana (589).....	11
Catalina (51).....	19	Louvers, True.....	30	Specialty Items.....	30-32
Cathedral Arch Raised Panel (152).....	7	Malibu (50).....	14	Square Raised Panel (151).....	7
Cathedral Arch Recessed Panel (156).....	8	Manchester DF (888B).....	31	Square Raised Panel FL (151F).....	8
Century (405).....	22	Manhattan (63).....	18	Square Recessed Panel (155).....	8
Charleston (388).....	11	Maverick (895).....	24	Studio (351).....	9
Cherokee (921).....	26	Mendocino (587).....	12	Sullivan (386).....	24
Chesapeake (586).....	11	Midtown (121).....	32	Tacoma (893).....	28
Cheyenne (924).....	26	Mission* (840).....	8	Talbot (113).....	27
Colorado (894).....	24	Moldings.....	38-39	Terracina (390).....	25
Connecticut (595).....	16	Monroe DF (889B).....	31	Texas DF (899D).....	31
Constitution (547).....	16	Monterey (88).....	18	Trenton (533).....	23
Corbels.....	40	Morningside (121).....	32	Tribeca (120).....	32
Crofton (349).....	13	Navajo (920).....	26	Tuscany (590).....	25
Cougar* (240).....	8	Nevada (898).....	24	Valances.....	39
Davenport (852).....	12	Nolita (118).....	32	Valencia (81).....	28
Del Oro (857).....	26	Normandie (67).....	14	Vermont (596).....	16
Delaware (538).....	15	Onlays.....	40	Victoria (833).....	20
Diplomat (598).....	16	Orlando (15).....	19	Waldorf (549).....	13
Drawer Boxes.....	34-36	Parker (352).....	9	Washington (553).....	22
Durango (834).....	9	Patriot* (820).....	7	Water-Based Finish.....	44-47
Easton (114).....	27	Pedestal Feet.....	40	Waterford (387).....	12
El Dorado (824).....	18	Pinnacle (378).....	13	Wilmington (541).....	15
Eldridge (360).....	17	Ponderosa (839).....	21	Windsor (70).....	20
Embassy (224).....	18	Posts.....	41	Woodhaven (578).....	13
Emerson (109).....	29	Presidente (535).....	22		

\* Other stile/rail widths and door thicknesses are available.  
Ask your Customer Service Representative for details.

Chesapeake 3/4" (586) in Alder Select



## ASSOCIATIONS & CERTIFICATIONS



The mark of responsible forestry







Laguna 3/4" (853) in MDF Panel/  
Maple Paint Grade Frame

# **DECORE-ATIVE SPECIALTIES®** Custom Cabinet Components since 1965

Online Orders      Decore.com  
 Phone Orders      800.729.7277  
 Order Fax          626.254.1515  
 Toll Free Fax      800.338.0852

CORPORATE OFFICE & SHOWROOM  
 2772 South Peck Road, Monrovia, CA 91016

IRWINDALE FACILITY  
 4414 North Azusa Canyon Road, Irwindale, CA 91706

ELK GROVE FACILITY  
 10481 East Stockton Boulevard, Elk Grove, CA 95624

MONROE FACILITY  
 701 Industrial Drive, Monroe, NC 28110



MIX  
 Paper from  
 responsible sources  
**FSC® C016435**

Printed on FSC Certified Paper.